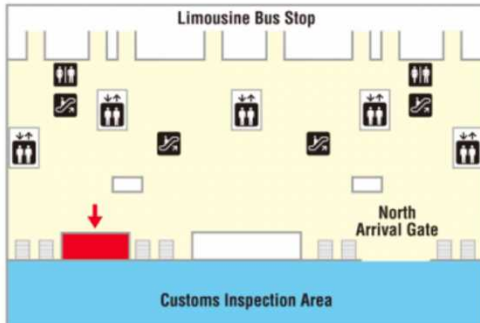


# KANSAI RAILWAY PASS

## Ticket pick-up place & business hours

### KANSAI INTERNATIONAL AIRPORT

#### Location 1

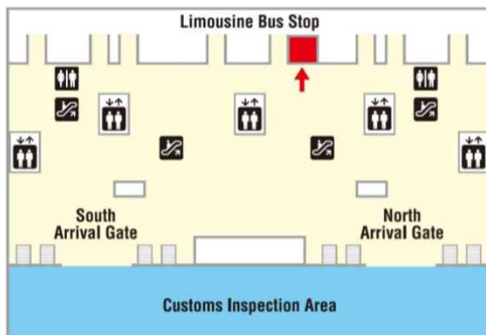


#### Kansai Tourist Information Center

Kansai International Airport Terminal1 1F

Business hour;  
9:00 a.m. ~ 7:00p.m.

#### Location 2



#### LIMON WELCOME DESK

Kansai International Airport Terminal1 1F

Business hour;  
9:00 a.m. ~ 7:00 p.m.

#### Location 3



#### HANATOUR JAPAN Kansai Airport Information Counter

Kansai International Airport Terminal1 1F(North)

Business hour;  
9:00 a.m. ~ 6:00 p.m.

### OSAKA NAMBA - SHINSAIBASHI

#### Location 4

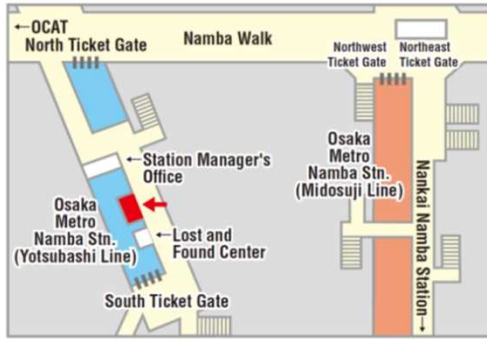


#### EDION NAMBA MAIN STORE 8th floor

Business hour;  
10:00 a.m. ~ 9:00 p.m

# OSAKA NAMBA - SHINSAIBASHI

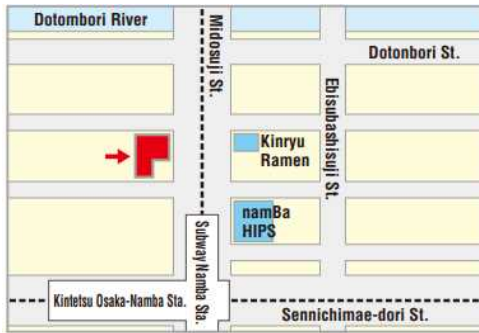
## Location 5



### Osaka Metro Namba Station Commuter pass sales counter

Business hour;  
 9:00 a.m. ~ 8:00 p.m. (Mon. - Sat.)  
 9:00 a.m. ~ 6:00 p.m. (Sun. & Holidays)  
 New Year Holiday Notice  
 \*Jan. 1<sup>st</sup> Close

## Location 6



### Sugi Pharmacy Namba Midosuji Store

Business hour;  
 10:00 a.m. ~ 11:00 p.m

## Location 7



### Sugi Pharmacy Shinsaibashi Store 3th floor

Business hour;  
 9:00 a.m. ~ 11:00 p.m

## Location 8



### Don Quijote Dotonbori store

Business hour;  
 10:00 a.m. ~ 4:00 a.m.

# OSAKA NAMBA - SHINSAIBASHI

## Location 9



### Don Quijote Dotonbori Midosuji store

Business hour;  
9:00 a.m. ~ 4:00 a.m.

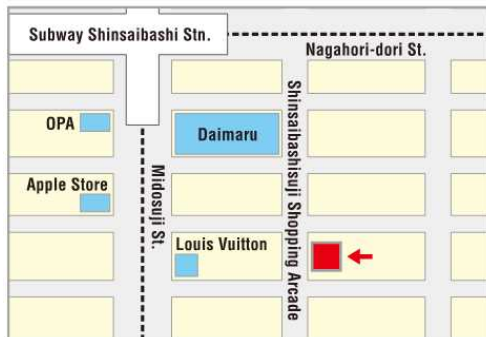
## Location 10



### Don Quijote Namba Sennichimae store

Business hour;  
9:00 a.m. ~ 1:00 a.m

## Location 11

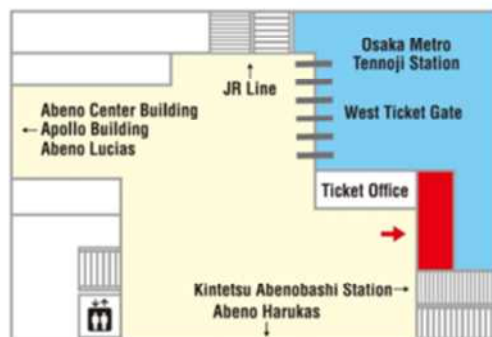


### Laox Shinsaibashisuji store

Business hour;  
11:00 a.m. ~ 23:00 p.m

# OSAKA TENNOJI

## Location 12



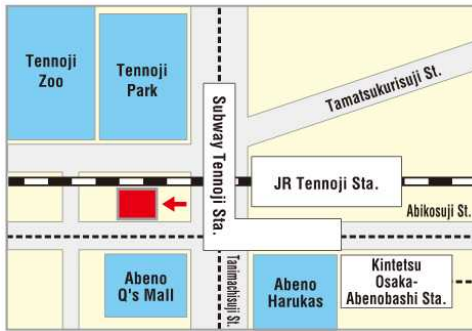
### Osaka Metro Tennoji Station Commuter pass sales counter

Business hour;  
9:00 a.m. ~ 8:00 p.m. (Mon. - Sat.)  
9:00 a.m. ~ 6:00 p.m. (Sun. & Holidays)

New Year Holiday Notice  
\* Jan. 1<sup>st</sup> Close

# OSAKA TENNOJI

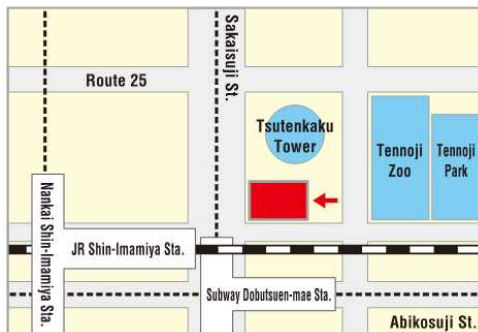
## Location 13



### Don Quijote Abeno Tennouji Ekimae store

Business hour;  
9:00 a.m. ~ 1:00 a.m

## Location 14

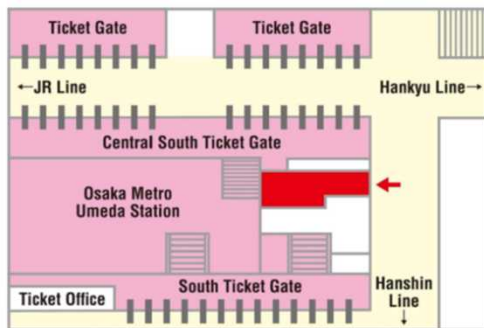


### MEGA Don Quijote Shinsekai store

Business hour;  
9:00 a.m. ~ 5:00 a.m

## Location 15

# OSAKA UMEDA



### Osaka Metro Umeda Station Commuter pass sales counter

Business hour;  
7:00 a.m. ~ 8:00 p.m. (Mon. - Fri.)  
9:00 a.m. ~ 8:00 p.m. (Sat.)  
9:00 a.m. ~ 6:00 p.m. (Sun. & Holidays)

## Location 16

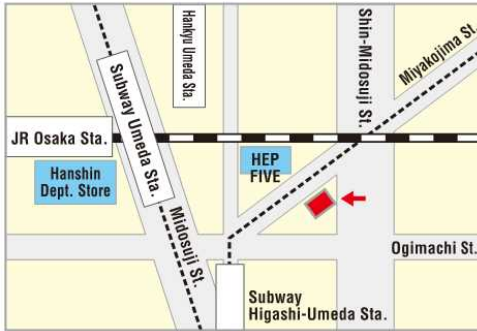


### Sugi Pharmacy LINKS UMEDA Store 1st basement

Business hour;  
9:30 a.m. ~ 22:00 p.m

# OSAKA UMEDA

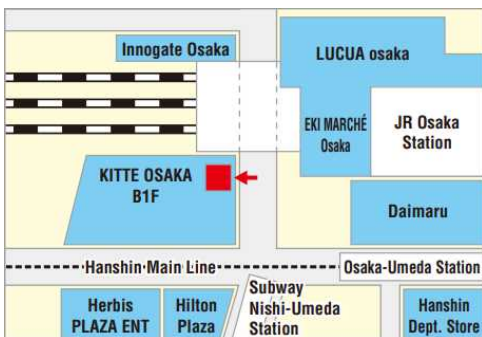
## Location 17



### Don Quijote Umeda Honten

Business hour;  
Open 24 hours

## Location 18

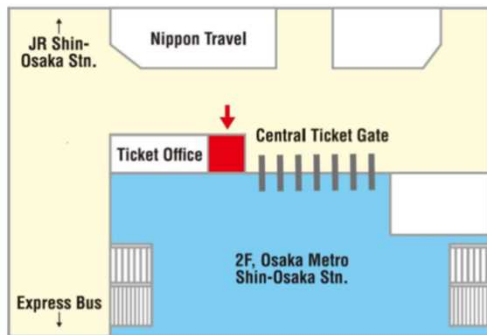


### Sugi Pharmacy KITTE OSAKA Store 1st basement

Business hour;  
9:00-23:00(Weekdays), 10:00-23:00(Sat.& Sun.&Holidays)

## Location 19

# SHIN-OSAKA

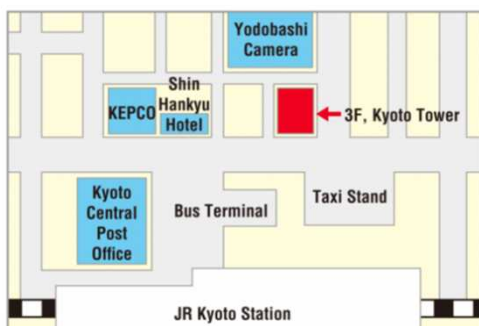


### Osaka Metro Information Counter Shin-Osaka Station

Business hour;  
9:00 a.m. ~ 3:30 p.m

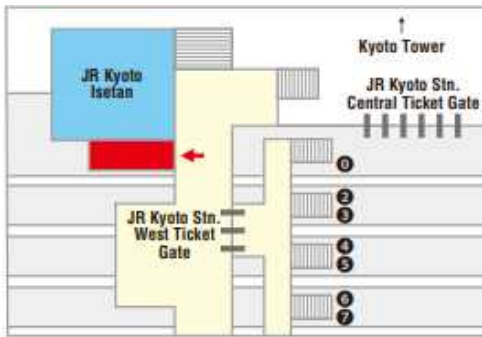
## Location 20

# KYOTO



### Kansai Tourist Information Center Kyoto

Business hour;  
10:00 a.m. ~ 5:30 p.m.  
New Year Holiday Notice  
\*Dec.30<sup>th</sup> ~ Jan. 3<sup>rd</sup> Close



## Kyoto General Tourist Information Center KYONAVI

Business hour;  
8:30 a.m. ~ 7:00 p.m.